

MEETINGS & EVENTS

Otahuna Lodge, New Zealand's largest and most important historic estate, offers an exquisite venue for unforgettable meetings and special events. The Lodge offers seven indulgent suites, an exceptional food and wine programme based around fresh estate-grown offerings and highly personalized service by our distinguished team. We offer a menu of unique experiences—in addition to tailored proposals for your specific requirements—for 6 to 60 guests that showcase the property's 30 acres of gardens and the wider Canterbury region.

LUNCH

12 – 3:30PM

6-16 Guests in Dining Room
15-60 Guests in Ballroom

Included are—

Arrival sparkling wine & canapés

A 3-course degustation lunch
paired with New Zealand wines
from the Lodge Cellar

A private, guided garden tour

\$150 per person (incl. GST)
(6 guests minimum)

MEETING & LUNCH

10AM – 3:30PM

6-16 Guests in Dining Room
15-60 Guests in Ballroom

Included are—

Arrival coffee & tea

Morning presentations in preferred
location with optional Devonshire
tea and complimentary meeting
amenities

Sparkling wine & canapés

A 3-course degustation lunch
paired with New Zealand wines
from the Lodge Cellar

A private, guided garden tour

\$150 per person (incl. GST)
+ \$550 venue hire
(6 guests minimum)

LORD OF THE MANOR

Enjoy exclusive use of the
Lodge for up to 10 guests at the
preferential nightly rate of \$5995
(incl. GST) (May-September) or
\$7995 (April & October).

Included are—

Arrival cocktails
and sparkling wine

Pre-dinner drinks with canapés

A 5-course degustation dinner
paired with New Zealand wines
from the Lodge Cellar

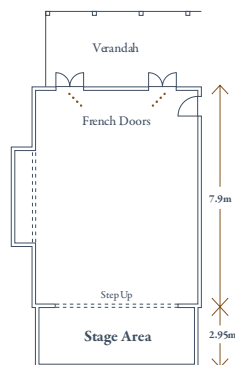
Continental and cooked breakfast

**We welcome up to 6 additional
guests (maximum of 16 people)
at the additional rate of \$500 per
person with the above inclusions**

THE BALLROOM

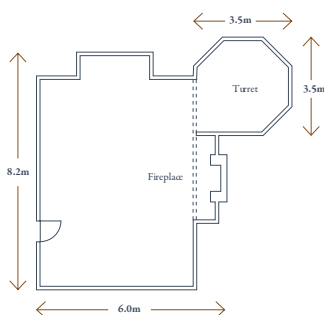
A beautifully panelled wooden vaulted ceiling and hand-carved trefoils and quatrefoils are striking features of this sun-streamed room. The space can accommodate up to 64 for private events. Terrace doors open out to the verandah, an ideal spot for morning tea or an afternoon cocktail.

Room Capacity	64
Board Room	30
U Shape	25
Theatre	64



THE DRAWING ROOM

A favourite area in which to retreat, the Drawing Room is set off by crisp robin's egg blue furnishings, a spectacular hand-carved fireplace mantle and a matching custom-designed sideboard. For private retreats and exclusive use conferences the Drawing Room can be re-purposed to provide a convivial lounge atmosphere for open discussions.

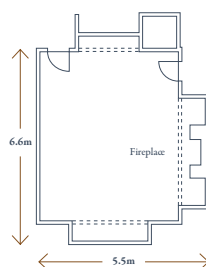


Lounge Seating	16
Theatre	14



THE DINING ROOM

The formal Dining Room can seat up to 16 for a grand dinner. A rich and resplendent room with original gilded wallpaper, a roaring fire and sparkling candlesticks, it recreates the gracious lifestyle of a bygone era.



Room Capacity	16
Board Room	16



YOU'LL BE HERE IN NO TIME

Otahuna Lodge is located at the head of a secluded valley on New Zealand's South Island, 25 minutes drive from Christchurch International Airport and Christchurch city.



Otahuna Lodge, 224 Rhodes Road,
Tai Tapu 7672, Christchurch, New Zealand

www.otahuna.co.nz